

# **A Learning System for Pharmaceutical Drug Delivery**

Stephanie Farrell, Robert P. Hesketh, Mariano J. Savelski,  
and C. Stewart Slater

Department of Chemical Engineering  
Rowan University

## **Abstract**

Drug Delivery is a burgeoning field that represents one of the major research and development focus areas of pharmaceutical industry today, with new drug delivery system sales exceeding 10 billion dollars per year<sup>[1]</sup>. Chemical Engineers play an important and expanding role in this exciting field, yet undergraduate chemical engineering students are rarely exposed to drug delivery through their coursework. To provide students with the skills directly relevant to the evolving needs of the pharmaceutical industry, this project will develop and integrate applied drug delivery coursework and experiments throughout the Rowan Engineering curriculum.

To design and produce a new drug delivery system, an engineer must fully understand the drug and material properties and the processing variables that affect the release of the drug from the system. This requires a solid grasp of the fundamentals of mass transfer, reaction kinetics, thermodynamics and transport phenomena. The engineer must also be skilled in characterization techniques and physical property testing of the delivery system, and practiced in the analysis of the drug release data.

This project aims to provide engineering students with skills relevant to the field of drug delivery. This paper describes seven modules in which students apply engineering principles to the design, preparation, characterization, and analysis of drug delivery systems. A variety of drug delivery systems are explored: tablets, ointments, membrane systems, microcapsules, osmotic pumps, and supercritical fluid-processed particles.

## **Introduction**

This project comprises seven modules that introduce students to multidisciplinary engineering principles through application to drug delivery systems. This project modifies measurement techniques and laboratory experiments widely used in the pharmaceutical sciences, to teach engineering principles. Material from the seven modules is being integrated vertically into the curriculum beginning with the Freshman Clinic, then fundamental Engineering courses, followed by Junior-Senior Clinic research projects, and finally advanced level electives on pharmaceutical topics. At the freshman level, students are engaged in the scientific discovery process with exciting hands-on analysis of commercial drug delivery systems. In more advanced courses, students design and formulate drug delivery systems and investigate the variables affecting their behavior. The Junior/Senior Clinic provides an opportunity for students to perform research projects related to drug delivery in a multidisciplinary setting. A new senior/graduate level elective course, "Drug Delivery: Theory and Applications" has been developed and was offered for the first time in the Spring 2002 semester.

Controlled drug delivery systems attempt to deliver a drug to the body at a controlled rate for an extended period of time. Historically, drug delivery systems were developed primarily for traditional routes of administration such as oral and intravenous. Recently, however, there has been an explosion in research on delivery by so-called non-conventional routes, such as transdermal, nasal, ocular, and pulmonary administration. Drug delivery applications have expanded from traditional drugs to therapeutic peptides, vaccines, hormones, and viral vectors for gene therapy. These systems employ a variety of rate-controlling mechanisms, including matrix diffusion, membrane diffusion, biodegradation and osmosis. To design and produce a new drug delivery system, an engineer must fully understand the drug and material properties and the processing variables that affect the release of the drug from the system. This requires a solid grasp of the fundamentals of mass transfer, reaction kinetics, thermodynamics and transport phenomena. He or she must also be skilled in characterization techniques and physical property testing of the delivery system, and practiced in the analysis of the drug release data.

The engineering goals of this project are (1) to explore different types of drug delivery systems; (2) to study drug delivery designs in a quantitative manner using engineering principles; (3) to use up-to-date industrial techniques for the production, testing and analysis of drug delivery systems; and (4) to evaluate factors influencing the drug release from a delivery system.

#### Module #1: Drug release from a solid tablet

Oral ingestion has long been the most convenient and commonly used route of drug delivery. For this reason, design and manufacture of oral formulations such as tablets and capsules is a very important aspect of drug delivery in the pharmaceutical industry. To prepare a sustained release tablet of a water-soluble drug, the drug is mixed with a hydrophobic matrix, and compressed into tablet form using a standard method such as the direct compression method or dry granulation method. Drug, matrix, and process parameters affect the tablet's physical properties which include hardness, disintegration and dissolution. These properties can be evaluated using standard methods commonly taught in Pharmaceutical Science courses and widely used by scientists and engineers in the pharmaceutical industry. Drug release kinetics from tablet matrices commonly follow a square-root-of-time dependence first described by Higuchi<sup>[ii]</sup> and shown in Figure 1.

In this module, students will produce drug matrices in tablet form for caffeine delivery. The objectives of this module are to (1) introduce students to the advantages and disadvantages of tablet dosage forms; (2) prepare tablet dosage forms, (3) investigate how drug concentration, matrix material and particle size, and tableting pressure effect a tablet's physical properties<sup>[iii]</sup>, (4) investigate the release kinetics of the drug from the matrix and to determine whether Higuchi kinetics<sup>[iii]</sup> are followed. Drug release profiles will be determined by analysis of drug concentration using UV spectrophotometry. Freshmen students will perform a simplified experiment using a No-Doz® commercial caffeine tablet.

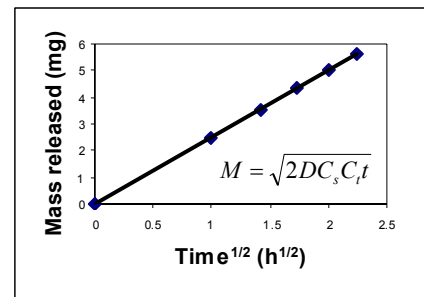


Figure 1. Higuchi drug release follows a square-root of time dependence.

#### Module #2: Drug release from a membrane system

Membrane-based drug delivery devices are another commonly used system available in a variety of forms such as microbeads, transdermal patches and oral formulations. In a membrane system, the drug is contained in a reservoir which is surrounded by a coating (membrane) that controls the rate of release of the drug.

Membrane systems are capable of achieving a constant rate of drug delivery for an extended time [iv, v, vi, vii]. One of the first membrane systems for controlled release was the Transderm-Scop® patch developed by Ciba (Woodbridge, NJ) for the control of motion sickness (Figure 2)<sup>[viii]</sup>. Alza Corp (Palo Alto, CA) developed the Ocusert® system for 7-day ocular delivery of pilocarpine in the treatment of glaucoma (Figure 3)<sup>[ix, x]</sup>.

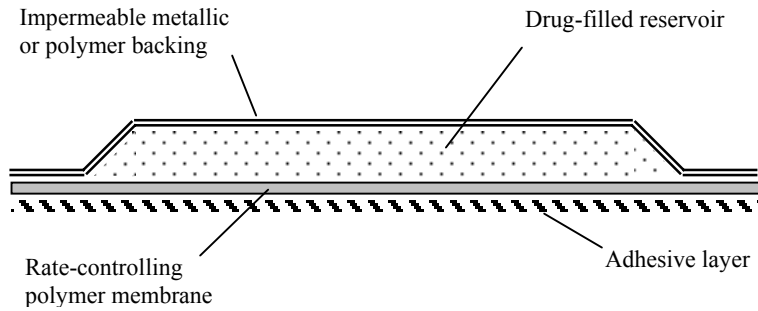


Figure 2. Transderm-Scop® system. Adapted from [7]

A very familiar example is Contac® 12 Hour cold capsules, in which each tiny bead contains drug surrounded by a rate controlling membrane. The release rate from a membrane device is related to the drug concentration in the reservoir ( $C_r$ ), and the permeabilities ( $P$ ) in the different layers:

$$\frac{dM}{dt} = \frac{C_r}{\frac{1}{P_1} + \frac{1}{P_2}}$$

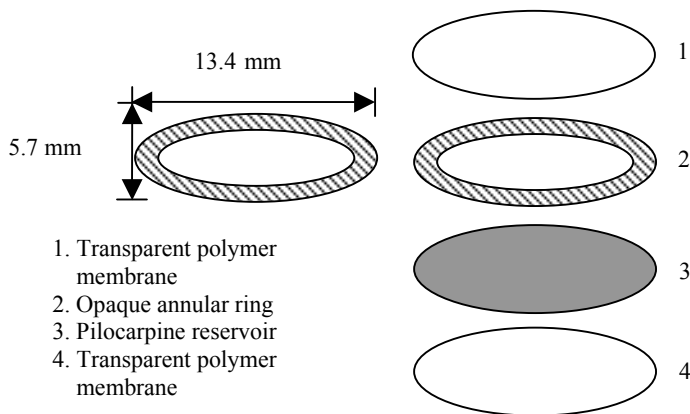


Figure 3. Ocusert® ocular insert system for treatment of glaucoma. Adapted from [11].

In this module, students explore some of the drug and membrane properties that affect the rate of release from a membrane-based drug delivery system. They produce their own membrane systems for release of different drugs, aspirin (hydrophilic) and benzoic acid and caffeine (low hydrophilicity). The objectives are (1) to build a system to test the release kinetics from a membrane system (2) to investigate drug properties that affect the release rate of the drug (3) to investigate membrane properties that affect the release rate (4) to investigate the

hydrodynamic effects of the test system on the release rate (5) to introduce students to mathematical modeling of membrane systems and (6) to analyze release rate data and test the

validity of the mathematical model. Freshman students will perform a simple experiment to analyze a commercial membrane system such as Contac®.

### Module #3: Ointments: Preparation and evaluation of drug release

Ointments are used for topical delivery of agents such as antiseptics, antibiotics, and corticosteroids. Release of drugs from ointment bases occurs by diffusion from a matrix type system. The kinetics of drug release follow the Higuchi square-root of time dependence <sup>[ii]</sup>.

In this module, students will prepare their own ointment formulations containing salicylic acid, and will evaluate the drug release kinetics from this system. The objectives are (1) to investigate the variables that affect the release rate of a drug from an ointment: the type of ointment base, the drug solubility in the base, and the drug concentration, (2) to perform drug release studies on the drug from the ointment, (3) to investigate the release kinetics of the drug from the ointment matrix and to determine whether Higuchi kinetics <sup>[ii]</sup> are followed.

### Module #4: Drug delivery using an osmotic pump

The osmotic pump developed by Alza exploits osmosis to achieve a constant release rate of drug for an extended time. This technology has been applied to implant systems for delivery of many drugs for treatment of diseases such as Parkinson's and Alzheimer's, cancer, diabetes, and cardiovascular disorders. Efidac® 24 hour nasal decongestants are an example of an oral system that uses the same technology.

The osmotic pump comprises three concentric layers: an innermost drug reservoir contained within an impermeable membrane, an osmotic solution, and a rigid outer layer of a rate-controlling semi-permeable membrane (Figure 4). As water from the body permeates through the outermost membrane and into the osmotic "sleeve", the sleeve expands and compresses the innermost drug reservoir. This squeezes the drug out of the reservoir through a delivery portal <sup>[xi]</sup>. The rate of drug release is proportional to the rate at which water flows into the "osmotic sleeve" due to an osmotic imbalance  $\Delta\pi$  <sup>[xii]</sup>.

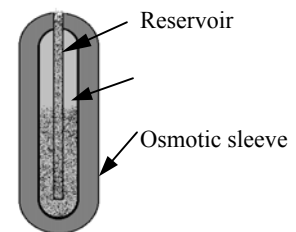


Figure 4. The Osmotic Pump

$$\frac{dV}{dt} = \frac{Ak}{h} (\Delta\pi)$$

where A, k and h are the membrane area, permeability and thickness, respectively.

In this module students will fill pre-made osmotic pump devices with a drug (caffeine solution), and will measure the rate of release of the drug from the device. The objectives of the experiments are (1) to investigate the release rate of drug from the device and to compare the release rate to the manufacturers specifications, (2) to compare the release profile to that predicted by the mathematical model described above and (3) to study the effects of temperature and osmolality on the release rate of the drug, and to compare with the model given by Theeuwes <sup>[xi]</sup>.

$$Q_t = Q_0 (0.135e^{(0.054T)} - (0.004\pi) + 0.3)$$

where  $Q_t$  and  $Q_0$  are pumping rates at temperature  $T$  and  $37^\circ\text{C}$  respectively. Freshman students will perform a simple experiment to analyze a commercial oral osmotic system such as Efidac®.

#### Module #5: Microcapsules: preparation and evaluation of drug release

Microencapsulation is one of the most intriguing fields in the area of drug delivery. It is an interdisciplinary field that requires knowledge of the field of polymer science, familiarity with emulsion technology, and an understanding of drug and protein behavior<sup>[xiii]</sup>. Testing of microcapsule release rates requires knowledge of the behavior and modeling of membrane diffusion systems. Pharmaceutical applications of microencapsulation technology include theophylline, heparin, anti-tumor drugs, gene therapy vectors, and vitamins, and current research is being done on such exciting applications as artificial red blood cells, and for treatment of acute kidney failure and other life-threatening conditions<sup>[xiv]</sup>.

In this module students will prepare microcapsules containing theophylline, a drug used in the treatment of asthma, and they will study the release rate of drug into simulated gastric fluid. The objectives are (1) to prepare theophylline-containing microcapsules of water-insoluble whey based protein, (2) to study the effect of microcapsule size, type of simulated digestive fluid, and extent of cross linking on the drug release (3) to determine whether the system is membrane-controlled or matrix diffusion-controlled by comparing the release profile to the appropriate models (the system is matrix diffusion controlled and follows Higuchi kinetics<sup>[xv]</sup>).

#### Module #6: Chemical kinetics: Drug stability

The chemical stability of a drug in a dosage form is of great interest since a drug may become therapeutically ineffective as it degrades. Additionally, drug decomposition may yield toxic by-products that are harmful to the patient.

In this module students will test the stability of aspirin, which undergoes hydrolysis to form products of salicylic acid and acetic acid. Aspirin hydrolysis is a second order reaction, but in buffered solution follows apparent first-order kinetics<sup>[xvi]</sup>. The objectives of this module are to (1) use accelerated stability testing at elevated temperatures to predict the shelf life of the drug room temperature ( $25^\circ\text{C}$ ). (2) to investigate temperature and pH dependence of aspirin degradation (3) to distinguish between zero, first and second order reactions and rates (4) to use drug degradation data to construct an Arrhenius plot and determine activation energy, first order rate constant at room temperature, and shelf life at room temperature.

#### Module #7: Supercritical Fluid Technology in Drug Delivery

Supercritical fluid technology (SFT) using environmentally benign agents such as  $\text{CO}_2$  is an emerging technology in the field of drug delivery. SFT has been used to prepare drug delivery systems of various types: polymeric particles, plain drug particles, drug-containing liposomes, and inclusion complexes of drug and carrier. In comparison with traditional techniques for preparation of these types of systems, SFT enables more control over formulation, thereby allowing more precise control of drug release from delivery systems<sup>[xvii]</sup>.

According to Kompella<sup>[xviii]</sup>, “scant literature is available on the solubility of drugs in supercritical carbon dioxide”. In this module, students will determine the solubility of a drug in  $\text{CO}_2$ . and will also use a supercritical fluid process to obtain plain drug particles. In determining the drug solubility in supercritical  $\text{CO}_2$  a phase monitor will be used for direct visual observation

of the supercritical fluid solution, and to ensure there is no liquid phase present. The objectives of this module are (1) to determine the solubility of a drug in supercritical CO<sub>2</sub> and (2) to investigate the effect of SFT process variables such as flow rate, temperature and pressure on the mean drug particle size.

### Equipment

Since one of the goals of this project is to provide students with background and training that would enhance their preparation for careers in the pharmaceutical industry, hands-on experience with modern drug delivery production and testing equipment is essential. The existing laboratory facilities include relevant analytical instrumentation (HPLC and spectrophotometer, both Hewlett Packard), and a supercritical extraction unit (Supercritical Fluid Technologies, Newark, DE). To implement this project, the following equipment will be purchased: a supercritical fluid phase monitor system, an in-line automated drug delivery system, and a tablet press. Provided below is more detailed information on the equipment being considered.

**Supercritical Fluid Phase Monitor System** (Supercritical Fluid Technologies, Newark, DE). (\$16,000): This system facilitates drug solubility studies and direct visualization of drug particle formation in the supercritical fluid experiments. The Phase Monitor system is shown in Figure 5.

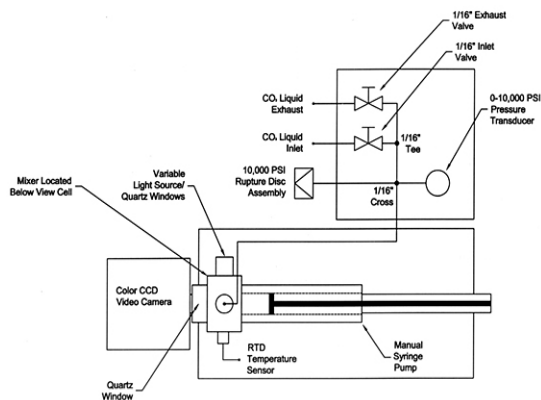


Figure 5. Schematic representation of the SFT Phase Monitor System. [SFT promotional literature]

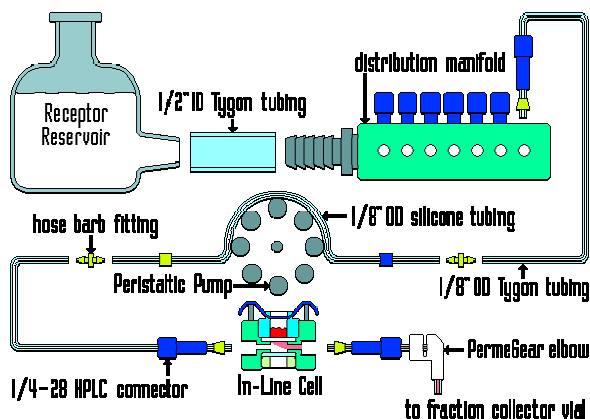


Figure 6. PermeGear ILC14 Automated Drug Delivery System. [PermeGear promotional literature]

**In-Line Automated Drug Delivery System (Model ILC-14, PermeGear, Riegelsville, PA) (\$22,250):** This is an automated system for drug release studies, necessary for experiments that extend beyond the laboratory period. This system is to be integrated with the existing spectrophotometer, to allow sampling and analysis for extended-duration experiments. This system will be used in Modules 1-6 for analysis of drug release from extended release tablets, osmotic systems, membrane systems, ointments, and microspheres. The automated drug delivery system is shown in figure 6.

SingleTablet Press (TBCB Pharmaceutical Equipment Corp, Garden Cove, CA), \$5,700: This small bench-top machine is designed for pressing round tablets from various granular materials, applicable to laboratory used for research and development. Only one set of punch and die is mounted, leaving the depth of the filling material and the thickness of the tablets adjustable. This equipment is standard for tablet preparation on a small scale, and will be used in module #1 on tablet investigation. The tablet press is shown in Figure 7.




Figure 7. The Single tablet mini-press

### Summary

Chemical Engineers play an important and expanding role the field of drug delivery, yet undergraduate chemical engineering students are rarely exposed to drug delivery through their coursework. To provide students with the skills directly relevant to the evolving needs of the pharmaceutical industry, we are developing and integrating applied drug delivery coursework and experiments throughout the Rowan Engineering curriculum.

Through several modules, integrated from freshman through senior and graduate level courses, students learn how fundamental engineering principles are applied in the design and production of drug delivery systems. They discover how the drug and material properties and the processing variables affect the release of a drug from a system. They acquire hands-on experience with characterization techniques and physical property testing of the delivery system, and become practiced in the analysis of the drug release data. Students gain experience with modern industrial techniques for the production, testing, and analysis of drug delivery systems. Through the seven modules, a variety of drug delivery systems are explored: tablets, ointments, membrane systems, microcapsules, osmotic pumps, and supercritical fluid-processed particles.

### Acknowledgment

This work was funded through a grant from the National Science Foundation's Course, Curriculum and Laboratory Improvement Program under grant DUE-0126902.

### References

- i Langer, R., Foreword to Encyclopedia of Controlled Drug Delivery, Volume 1, Edith Mathiowitz (ed.), John Wiley and Sons, NY 1999.
- ii Higuchi, T., "Rate of release of medicaments from ointment bases containing drugs in suspension", *J. Pharm. Sci.*, 50 (10), p. 874-5, 1961.
- iii Desai, S.J., et al., "Investigation of factors influencing release of solid drug dispersed in inert matrices", *J. Pharm. Sci.* 54(10), 1965.
- iv Flynn, G.L., S.H. Yalkowsky and T.J. Roseman, "Mass Transport Phenomena and Models: Theoretical Concepts", *J. Pharm. Sci.*, 63(4), 479-510, 1974.
- v Baker, R. and H. Lonsdale, "Controlled Drug Delivery- an emerging use for membranes", *Chemtech*, 667-674, Nov. 1975.

- vi Tojo, K., Y. Sun, M.M. Ghannam and Y.W. Chien, "Characterization of a membrane permeation system for controlled drug delivery studies", *AIChE J.*, 31(5), 741-746, 1985.
- vii Chien, Y.W., "Transdermal Therapeutic Systems", in Controlled Drug Delivery Fundamentals and Applications, 2<sup>nd</sup> ed., J. Robinson and V. Lee (eds.), Marcel Dekker, NY, 1987.
- viii Shaw, J.E. and J. Urquhart, *Trends Pharmacol. Ther.*, 29, 414-419, 1981.
- ix Sendelbeck, L., D. Moore and J. Urquhart, *Am. J. Ophthalmol.* 80, 274-283, 1975.
- x U.S. Patent 4,014,335 (March 29, 1977), R.K. Arnold (to Alza Corp.).
- xi Theeuwes, F. and SI Yum, "Principles of the design and operation of generic osmotic pumps for the delivery of semisolid or liquid drug formulations", *Ann Biomed Eng*, 4(4), p. 343-353, 1976.
- xii Hui, H, J. Robinson, and V. Lee, "Design and Fabrication of Oral Controlled Release Drug Delivery Systems" in Controlled Drug Delivery Fundamentals and Applications, 2<sup>nd</sup> ed., J. Robinson and V. Lee (eds.), Marcel Dekker, NY, 1987.
- xiii Mathiowitz, E., Encyclopedia of Drug Delivery, Volume 2. John Wiley and Sons, NY, 1999.
- xiv Physician's Desk Reference, Medical Economics Data Production Company, Montvale, NJ, 1994, pp. 2385-2388.
- xv Lee, S.J., and M. Rosenberg, "Preparation and properties of glutaraldehyde cross-linked whey protein-based microcapsules containing theophylline", *J. Control Rel.* 61, 123-136, 1999.
- xvi Remington: The Science and Practice of Pharmacy, 19<sup>th</sup> ed., Mack Publishers, 1995.
- xvii Kompella, U.B. and K. Koushik, "Preparation of drug delivery systems using supercritical fluid technology", *Critical Reviews in Therapeutic Drug Carrier Systems*, 18(2), 173-199, 2001.

#### Biographical Information

Stephanie Farrell is Associate Professor of Chemical Engineering at Rowan University. She received her B.S. in 1986 from the University of Pennsylvania, her MS in 1992 from Stevens Institute of Technology, and her Ph.D. in 1996 from New Jersey Institute of Technology. Prior to joining Rowan in September, 1998, she was a faculty member in Chemical Engineering at Louisiana Tech University. Stephanie has research expertise in the field of drug delivery and controlled release, and she is currently focusing efforts on developing laboratory experiments related to membrane separations, biochemical engineering, and biomedical systems. Stephanie won the Dow Outstanding Young Faculty Award in 2000, the Joseph J. Martin Award in 2001, and the Ray W. Fahien Award in 2002.

Robert Hesketh is Associate Professor of Chemical Engineering at Rowan University. He received his B.S. in 1982 from the University of Illinois and his Ph.D. from the University of Delaware in 1987. After his Ph.D. he conducted research at the University of Cambridge, England, and joined the faculty at the University of Tulsa in 1996. Robert's teaching experience ranges from graduate level courses to 9th grade students in an Engineering Summer Camp funded by the NSF. Robert employs innovative methods such as cooperative learning and inductive teaching techniques in his classes. His dedication to teaching has been rewarded by receiving several educational awards including the 1999 Ray W. Fahien Award, 1998 Dow Outstanding New Faculty Award, the 1999 and 1998 Joseph J. Martin Award, and four teaching awards.



Mariano J Savelski is Assistant Professor of Chemical Engineering at Rowan University. He received his B.S. in 1991 from the University of Buenos Aires, his ME in 1994 from the University of Tulsa and his Ph.D. in 1999 from the University of Oklahoma. His technical research is in the area of process design and optimization with over seven years of industrial experience. His prior academic experience includes two years as Assistant Professor in the Mathematics Department at the University of Buenos Aires.

C. Stewart Slater is Professor and Chair of the Department of Chemical Engineering at Rowan University. He received his B.S., M.S. and Ph.D. from Rutgers University. Prior to joining Rowan, he was Professor of Chemical Engineering at Manhattan College. Dr. Slater's research and teaching interests are in separation and purification technology, laboratory development, and investigating novel processes for fields such as bio/pharmaceutical/food engineering and specialty chemical manufacture. He has authored over 100 papers and several book chapters. Dr. Slater has been active in ASEE, currently serving as Chair-Elect of the Chemical Engineering Division and previously Program Chair and Director of the Chemical Engineering Division. He has held every office in the DELOS Division. Dr. Slater has received numerous national awards including the 1999 Chester Carlson Award, 1999 and 1998 Joseph J. Martin Award, 1996 George Westinghouse Award, 1992 John Fluke Award, 1992 DELOS Best Paper Award and 1989 Dow Outstanding Young Faculty Award.